



## Fishbone Stitch

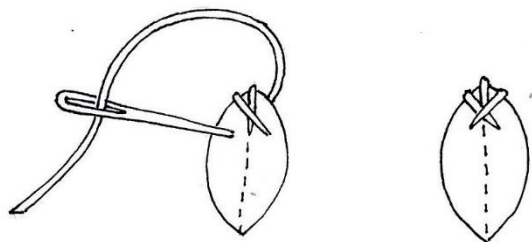
This is a great stitch for making leaves and feathers.



Draw the leaf outline and center leaf vein. Begin by making a small straight stitch at the top of the drawn center line.



Bring the needle up just to the left of the top of the first stitch and back down just to the right of the bottom of the first stitch, crossing over the bottom of the first stitch.



Bring the needle up again just to the right of the top of the first stitch, and then back down just to the left of the bottom of the first stitch, crossing over the last stitch.



Repeat the crossing stitches, alternating left and right, until the image is filled in.